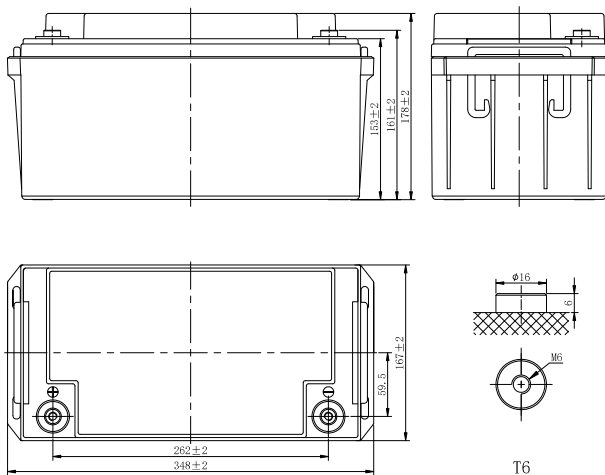


LP SERIES-GENERAL PURPOSE

LP12-65 (12V65Ah)



CHARACTERISTICS

Item	Specifications	
Rated Voltage	12V	
Nominal Capacity (25°C)	C ₁₀ , 1.80V/cell	65Ah
Dimension	Length	348mm (13.7inches)
	Width	167mm (6.57inches)
	Container Height	178mm (7.01inches)
	Total Height	178mm (7.01inches)
Approx Weight	19.2kg (42.3lbs)	
Terminal	T6(M6)	
Container Material	ABS (UL94 HB or V-0 optional)	
Short-circuit current	1495A	
Internal Resistance (25°C)	Approx 7 mΩ (Fully charged)	
Operating Temp. Range	Discharge	-15~50°C (5~122°F)
	Charge	-20~40°C (-4~104°F)
	Storage	-15~40°C (5~104°F)
Nominal Operating Temp. Range	25±3°C (77±5°F)	
Max. Charging Current (25°C)	0.3C	
Charge voltage (25°C)	Standby Use	Cycle Use
	2.25-2.30V/cell	2.35-2.40V/cell
Temp. Coefficient	-3mV/cell/°C	-5mV/cell/°C
	40°C (104°F)	103%
Effect of temp. to Capacity	25°C (77°F)	100%
	0°C (32°F)	86%
	≤3% per month at 25°C (77°F). LP series batteries may be stored up to 6 months at 25°C (77°F) and then a freshening charge is required. For higher temperatures the time interval will be shorter.	
Self Discharge		

DISCHARGE TABLE

Constant Current Discharge (Amperes) at 25°C (77°F)																
F.V/Time	5min	10min	15min	20min	30min	45min	1h	1.5h	2h	3h	4h	5h	6h	8h	10h	20h
1.85V/cell	135.3	101.0	84.1	70.7	54.3	40.5	34.2	25.7	20.6	15.5	12.4	10.3	8.96	7.29	6.09	3.27
1.80V/cell	157.7	119.1	97.8	81.4	61.4	45.3	37.9	28.1	22.4	16.8	13.3	11.1	9.61	7.80	6.50	3.45
1.75V/cell	172.1	127.7	103.5	85.5	64.2	47.2	39.3	29.0	23.1	17.2	13.7	11.4	9.82	7.94	6.60	3.49
1.70V/cell	186.4	136.2	109.4	89.9	67.0	49.0	40.7	30.0	23.8	17.7	14.0	11.6	10.0	8.08	6.70	3.53
1.67V/cell	194.6	141.2	112.8	92.5	68.7	50.1	41.6	30.6	24.2	18.0	14.2	11.8	10.2	8.17	6.76	3.56
1.60V/cell	214.5	152.8	120.9	98.5	72.6	52.7	43.6	31.9	25.2	18.7	14.7	12.1	10.4	8.36	6.91	3.62

Constant Power Discharge (Watts/cell) at 25°C (77°F)																
F.V/Time	5min	10min	15min	20min	30min	45min	1h	1.5h	2h	3h	4h	5h	6h	8h	10h	20h
1.85V/cell	257.0	193.3	161.6	136.2	105.0	78.6	66.6	50.1	40.2	30.4	24.3	20.3	17.7	14.4	12.1	6.49
1.80V/cell	295.1	225.2	186.0	155.4	117.7	87.3	73.2	54.5	43.5	32.8	26.1	21.8	18.9	15.4	12.8	6.84
1.75V/cell	317.1	238.6	194.7	161.5	122.0	90.1	75.3	56.0	44.6	33.5	26.6	22.3	19.3	15.6	13.0	6.93
1.70V/cell	337.8	251.1	203.4	168.3	126.2	92.8	77.6	57.5	45.8	34.3	27.2	22.7	19.6	15.9	13.2	7.01
1.67V/cell	349.4	258.3	210.4	171.9	128.7	94.4	78.8	58.3	46.4	34.7	27.5	22.9	19.8	16.0	13.3	7.06
1.60V/cell	375.4	273.8	219.5	180.2	134.2	98.2	81.9	60.4	48.0	35.8	28.3	23.5	20.3	16.3	13.6	7.17

LP SERIES-GENERAL PURPOSE

LP12-65 (12V65Ah)



APPLICATIONS

- All purpose
- Uninterruptable Power Supply (UPS)
- Electric Power System (EPS)
- Emergency backup power supply
- Alarm and security system
- Communication power supply
- DC power supply
- Auto control system

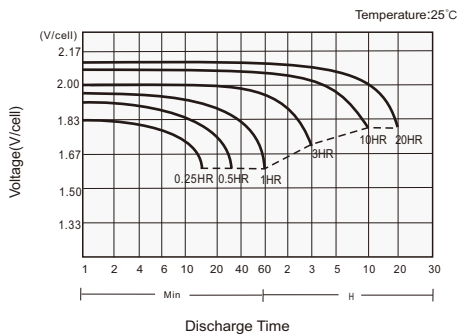
GENERAL FEATURES

- 10 years design life (25°C)
- Lead calcium alloy, sealed design, no watering required
- Puncture resistant micro-porous glass mat separators extend life
- Unique technology optimizes power capacity, cell consistency, and long-term reliability
- Designed for a wide range of applications

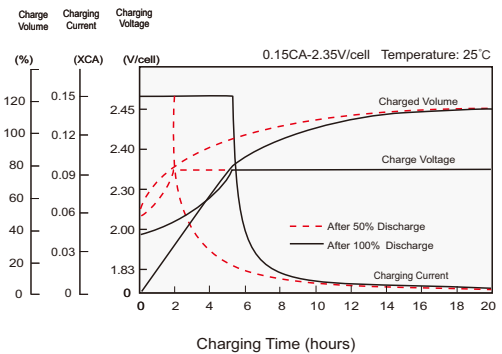
STANDARDS

- Compliance with IEC 60896 standards, EU Battery Directive
- UL, CE Approved
- Manufactured in Leoch@IATF 16949, ISO 45001, ISO 9001 and ISO 14001 certified production facilities

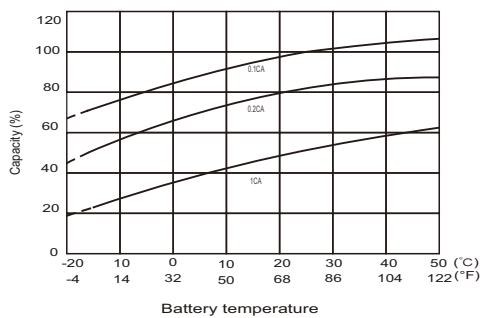
Discharge Characteristics



Charging Characteristics



Effects of Temperature on Capacity



Self Discharge Characteristics

